



Mini industrial coupling with internationally used profile. Frequent use in medical technology and chemistry/pharmacy. Coupling system with single-hand operation. High flow despite small dimensions. Wide range of applications with different media.

- Available on request:
 - with additional end connections
 - other seals for different temperature ranges and fluids



Euro Profile

KA Single Shut-Off

Working Pressure*:
up to 35 bar

Material:

- Coupling: AISI 303 / AISI 316 L
- Plug: AISI 303 / AISI 316 L
- Seals: FKM

Working Temperature:
-15°C up to +200°C (FKM)

Flow Rate Air:
165 l/min.
inlet pressure 6 bar, pressure drop 0.5 bar

Flow Rate Air:
1.5 l/min.
pressure drop 0.5 bar

KB Double Shut-Off

Working Pressure*:
up to 35 bar

Material:

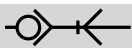
- Coupling: AISI 303 / AISI 316 L
- Plug: AISI 303 / AISI 316 L
- Seals: FKM

Working Temperature:
-15°C up to +200°C (FKM)

Flow Rate Air:
130 l/min.
inlet pressure 6 bar, pressure drop 0.5 bar

Flow Rate Air:
1.2 l/min.
pressure drop 0.5 bar

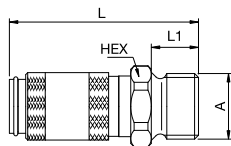
* maximum static working pressure with design factor 4 to 1.



Single Shut-Off

20KAA Coupler with valve, Male Thread

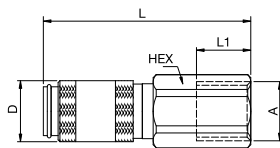
Stainless Steel, FKM



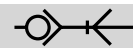
A	Version	HEX	L	L1	D	Version
M5	20KAAM05RVX	9	26	5	10	AISI 303
M5	20KAAM05EVX	9	26	5	10	AISI 316L
G1/8	20KAAW10RVX	11	28	7	10	AISI 303
G1/8	20KAAW10EVX	11	28	7	10	AISI 316L

20KAI Coupler with valve, Female Thread

Stainless Steel, FKM



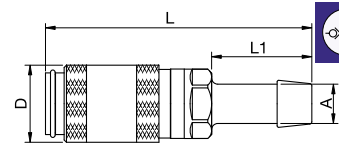
A	Version	HEX	L	L1	D	Version
M5	20KAIM05RVX	9	25	5	10	AISI 303
M5	20KAIM05EVX	9	25	5	10	AISI 316L
G1/8	20KAIW10RVX	12	28	7	10	AISI 303
G1/8	20KAIW10EVX	12	28	7	10	AISI 316L



Single Shut-Off

20KATF Coupler with valve, Hose Barb

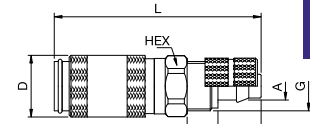
Stainless Steel, FKM



A	Version	L	L1	D	Version
4	20KATF04RVX	35	13	10	AISI 303
4	20KATF04EVX	35	13	10	AISI 316L
5	20KATF05RVX	35	13	10	AISI 303

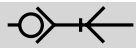
20KAKO Coupler with valve, with Plastic Hose Connection

Stainless Steel, FKM



A	Version	HEX	G	L	L1	L2	D	Version
3 x 4	20KAKO04RVX	9	M7x0.5	34	7	5	10	AISI 303
3 x 4	20KAKO04EVX	9	M7x0.5	34	7	5	10	AISI 316L
3 x 5	20KAKO05RVX	9	M7x0.5	34	7	5	10	AISI 303
3 x 5	20KAKO05EVX	9	M7x0.5	34	7	5	10	AISI 316L
4 x 6	20KAKO06RVX	9	M8x0.5	34	7	5	10	AISI 303
4 x 6	20KAKO06EVX	9	M8x0.5	34	7	5	10	AISI 316L

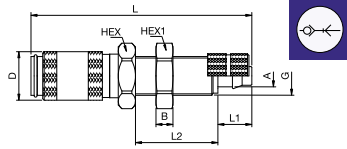
Series 20 - Stainless Steel



Single Shut-Off

20KAKS Coupler with valve, Panel Mount with Plastic Hose Connection

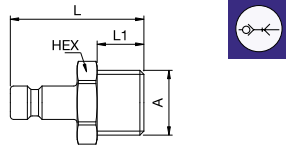
Stainless Steel AISI 303, FKM



A	HEX	HEX1	B	G	L	L1	L2	D	
3 x 4	20KAKS04RVX	12	11	3	M7x0.5	45	7	17	10
3 x 5	20KAKS05RVX	12	11	3	M7x0.5	45	7	17	10
4 x 6	20KAKS06RVX	12	11	3	M8x0.5	45	7	17	10

20SFA Plug without valve, Male Thread

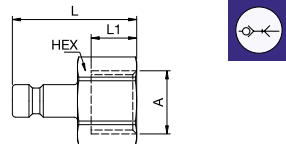
Stainless Steel



A	HEX	L	L1	Version
M5	20SFAM05RXX	7	18	AISI 303
M5	20SFAM05EXX	7	18	AISI 316L
G1/8	20SFAW10RXX	11	20	AISI 303
G1/8	20SFAW10EXX	11	20	AISI 316L

20SFI Plug without valve, Female Thread

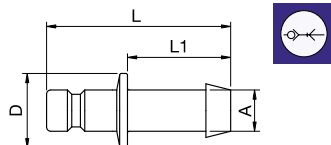
Stainless Steel



A	HEX	L	L1	Version
M5	20SFIM05RXX	7	17	AISI 303
M5	20SFIM05EXX	7	17	AISI 316L
G1/8	20SFIW10RXX	12	19	AISI 303
G1/8	20SFIW10EXX	12	19	AISI 316L

20SFTF Plug without valve, Hose Barb

Stainless Steel



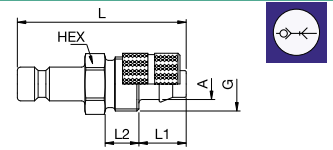
A	L	L1	D	Version	
4	20SFTF04RXX	24	13	7	AISI 303
4	20SFTF04EXX	24	13	7	AISI 316L
5	20SFTF05RXX	22	13	9	AISI 303



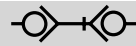
Single Shut-Off

20SFKO Plug without valve, with Plastic Hose Connection

Stainless Steel



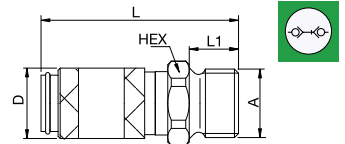
A	HEX	G	L	L1	L2	Version	
3 x 4	20SFK004RXX	8	M7x0.5	25	7	5	AISI 303
3 x 4	20SFK004EXX	8	M7x0.5	25	7	5	AISI 316L
3 x 5	20SFK005RXX	8	M7x0.5	25	7	5	AISI 303
3 x 5	20SFK005EXX	8	M7x0.5	25	7	5	AISI 316L
4 x 6	20SFK006RXX	8	M8x0.5	25	7	5	AISI 303
4 x 6	20SFK006EXX	8	M8x0.5	25	7	5	AISI 316L



Double Shut-off

20KBA Coupler with valve, Male Thread

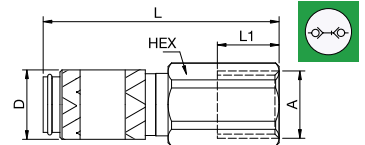
Stainless Steel, FKM



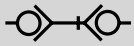
A	HEX	L	L1	D	Version		
M5	20KBAM05RVX	9	26	5	10	AISI 303	
M5	20KBAM05EVX	9201X20 19	9	26	5	10	AISI 316L
G1/8	20KBAW10RVX	11	28	7	10	AISI 303	
G1/8	20KBAW10EVX	9201X20 10	11	28	7	10	AISI 316L

20KBI Coupler with valve, Female Thread

Stainless Steel, FKM



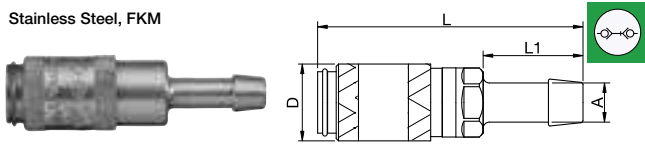
A	HEX	L	L1	D	Version		
M5	20KBIM05RVX	9	25	5	10	AISI 303	
M5	20KBIM05EVX	9214X20 19	9	25	5	10	AISI 316L
G1/8	20KBIW10RVX	12	28	7	10	AISI 303	
G1/8	20KBIW10EVX	9214X20 10	12	28	7	10	AISI 316L



Double Shut-off

20KBTF Coupler with valve, Hose Barb

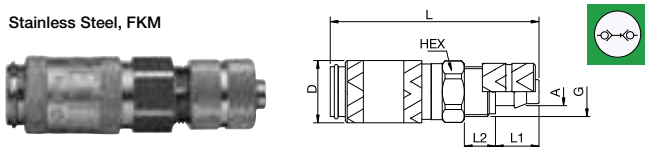
Stainless Steel, FKM



A		L	L1	D	Version
4	20KBTFO4RVX	35	13	10	AISI 303
4	20KBTFO4EVX	35	13	10	AISI 316L
5	20KBTFO5RVX	35	13	10	AISI 303

20KBKO Coupler with valve, with Plastic Hose Connection

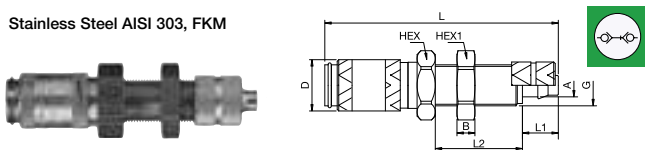
Stainless Steel, FKM



A		HEX	G	L	L1	L2	D	Version
3 x 4	20KBKO04RVX	9	M7x0.5	34	7	5	10	AISI 303
3 x 4	20KBKO04EVX	9	M7x0.5	34	7	5	10	AISI 316L
3 x 5	20KBKO05RVX	9	M7x0.5	34	7	5	10	AISI 303
3 x 5	20KBKO05EVX	9	M7x0.5	34	7	5	10	AISI 316L
4 x 6	20KBKO06RVX	9	M8x0.5	34	7	5	10	AISI 303
4 x 6	20KBKO06EVX	9	M8x0.5	34	7	5	10	AISI 316L

20KBKS Coupler with valve, Panel Mount with Plastic Hose Connection

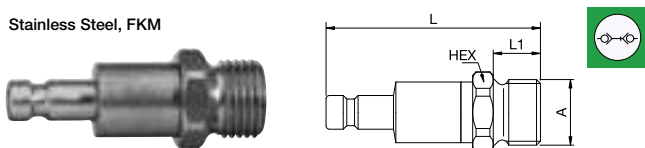
Stainless Steel AISI 303, FKM



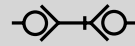
A		HEX	HEX1	B	G	L	L1	L2	D
3 x 4	20KBKS04RVX	12	11	3	M7x0.5	45	7	17	10
3 x 5	20KBKS05RVX	12	11	3	M7x0.5	45	7	17	10
4 x 6	20KBKS06RVX	12	12	3.5	M8x0.5	45	7	17	10

20SBA Plug with valve, Male Thread

Stainless Steel, FKM



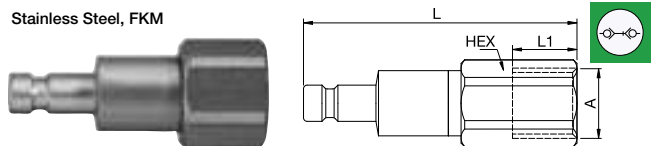
A		HEX	L	L1	Version
M5	20SBAM05RVX	9	28	5	AISI 303
M5	20SBAM05EVX	9287X20 19	9	28	AISI 316L
G1/8	20SBAW10RVX	11	30	7	AISI 303
G1/8	20SBAW10EVX	9287X20 10	11	30	AISI 316L



Double Shut-off

20SBI Plug with valve, Female Thread

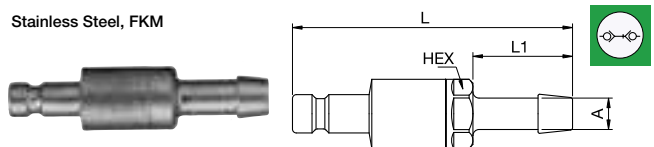
Stainless Steel, FKM



A		HEX	L	L1	Version
M5	20SBIM05RVX	9	27	5	AISI 303
M5	20SBIM05EVX	9	27	5	AISI 316L
G1/8	20SBIW10RVX	12	30	7	AISI 303
G1/8	20SBIW10EVX	9286X20 10	12	30	AISI 316L

20SBTF Plug with valve, Hose Barb

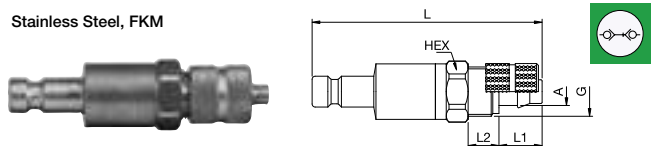
Stainless Steel, FKM



A		HEX	L	L1	Version
4	20SBTF04RVX	8	37	13	AISI 303
4	20SBTF04EVX	8	37	13	AISI 316L
5	20SBTF05RVX	8	37	13	AISI 303

20SBKO Plug with valve, with Plastic Hose Connection

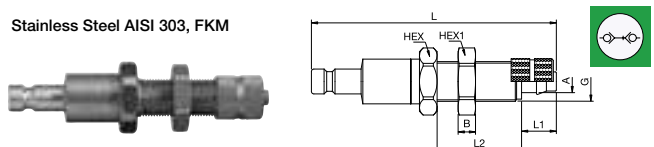
Stainless Steel, FKM



A		HEX	G	L	L1	L2	Version
3 x 4	20SBKO04RVX	9	M7x0.5	36	7	5	AISI 303
3 x 4	20SBKO04EVX	9	M7x0.5	36	7	5	AISI 316L
3 x 5	20SBKO05RVX	9	M7x0.5	36	7	5	AISI 303
3 x 5	20SBKO05EVX	9	M7x0.5	36	7	5	AISI 316L
4 x 6	20SBKO06RVX	9	M8x0.5	36	7	5	AISI 303
4 x 6	20SBKO06EVX	9	M8x0.5	36	7	5	AISI 316L

20SBKS Plug with valve, Panel Mount with Plastic Hose Connection

Stainless Steel AISI 303, FKM

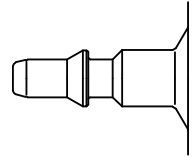


A		HEX	HEX1	B	G	L	L1	L2
3 x 4	20SBKS04RVX	12	11	3	M7x0.5	47	7	17
3 x 5	20SBKS05RVX	12	11	3	M7x0.5	47	7	17
4 x 6	20SBKS06RVX	12	12	3.5	M8x0.5	47	7	17



Mini industrial coupling with plug profile according to ISO 6150 C. Popular profile in analytical and medical technology. Above average flow rate performance for liquid and gaseous media.

- Available on request:
 - with additional end connections
 - other seals for different temperature ranges and fluids



ISO C Profile

KB Double Shut-Off

Working Pressure*:
up to 35 bar

Material:

- Coupling: AISI 316 L
- Plug: AISI 316 L
- Seals: FKM

Working Temperature:
-15°C up to +200°C (FKM)

Flow Rate Air:
160 l/min.
inlet pressure 6 bar, pressure drop 0.5 bar

Flow Rate Air:
2.2 l/min.
pressure drop 0.5 bar

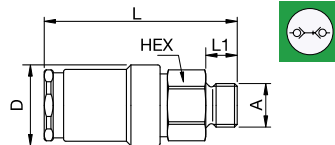
* maximum static working pressure with design factor 4 to 1.

Double Shut-off

Double Shut-off

303KBAW Coupler with valve, Male Thread

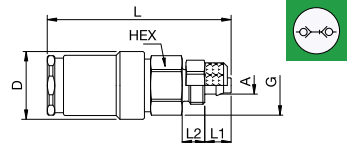
Stainless Steel AISI 316 L, FKM



A		HEX	L	L1	D
G1/8	303KBAW10EVX	14	43	7	18
G1/4	303KBAW13EVX	17	45	9	18

303KBKO Coupler with valve, with Plastic Hose Connection

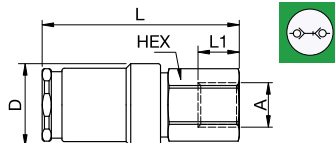
Stainless Steel AISI 316 L, FKM



A		HEX	G	L	L1	L2	D
4 x 6	303KBK006EVX	14	M10x1	49	7	6	18
6 x 8	303KBK008EVX	14	M12x1	49	7	6	18

303KBIW Coupler with valve, Female Thread

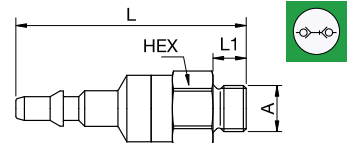
Stainless Steel AISI 316 L, FKM



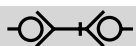
A		HEX	L	L1	D
G1/8	303KBIW10EVX	14	43	9	18
G1/4	303KBIW13EVX	17	45	9	18

303SBAW Plug with valve, Male Thread

Stainless Steel AISI 316 L, FKM



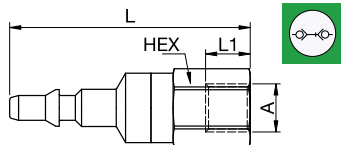
A		HEX	L	L1
G1/8	303SBAW10EVX	14	48.5	7
G1/4	303SBAW13EVX	17	50.5	9



Double Shut-off

303SBIW Plug with valve, Female Thread

Stainless Steel AISI 316 L, FKM



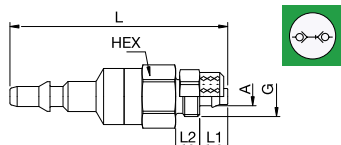
A

HEX L L1

G1/8	303SBIW10EVX	14	48.5	9
G1/4	303SBIW13EVX	17	50.5	9

303SBKO Plug with valve, with Plastic Hose Connection

Stainless Steel AISI 316 L, FKM



A

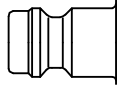
HEX G L L1 L2

4 x 6	303SBKO06EVX	14	M10x1	54.5	7	6
6 x 8	303SBKO08EVX	14	M12x1	54.5	7	6





Mini industrial coupling with the world's most popular profile in this nominal diameter. Above average flow performance for liquid and gaseous media. Coupling system with single-hand operation. Small dimensions and large bandwidth in materials and valve variants.

- Available on request:
 - with additional end connections
 - other seals for different temperature ranges and fluids



Euro Profile

Dust Protections  (P. 357)
for Coupling Part.-No. SK16S

 **KA** Single Shut-Off

Working Pressure*:
up to 35 bar


Material:

- Coupling: AISI 303 / AISI 316 L
- Plug: AISI 303 / AISI 316 L
- Seals: FKM

Working Temperature:
-15°C up to +200°C (FKM)

Flow Rate Air:
550 l/min.
inlet pressure 6 bar, pressure drop 0.5 bar

Flow Rate Water:
7 l/min.
pressure drop 0.5 bar

 **KB** Double Shut-Off

Working Pressure*:
up to 35 bar

Material:

- Coupling: AISI 303 / AISI 316 L
- Plug: AISI 303 / AISI 316 L
- Seals: FKM

Working Temperature:
-15°C up to +200°C (FKM)

Flow Rate Air:
310 l/min.
inlet pressure 6 bar, pressure drop 0.5 bar

Flow Rate Water:
2.7 l/min.
pressure drop 0.5 bar

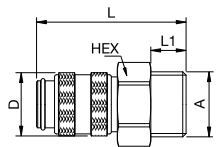
* maximum static working pressure with design factor 4 to 1.

 Single Shut-Off

 Single Shut-Off

21KAAW Coupler with valve, Male Thread

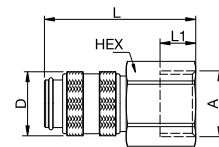
Stainless Steel, FKM



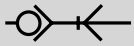
A	Version	HEX	L	L1	D	Version
G1/8	21KAAW10RVX	14	36	7	16	AISI 303
G1/8	21KAAW10EVX	14	36	7	16	AISI 316L
G1/4	21KAAW13RVX	17	38	9	16	AISI 303
G1/4	21KAAW13EVX	17	38	9	16	AISI 316L
G3/8	21KAAW17RVX	19	38	9	16	AISI 303
G3/8	21KAAW17EVX	19	38	9	16	AISI 316L

21KAIW Coupler with valve, Female Thread

Stainless Steel, FKM



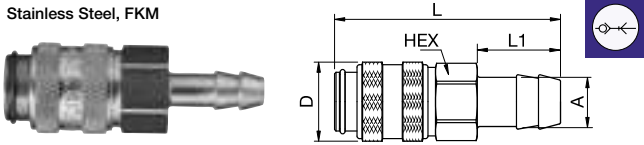
A	Version	HEX	L	L1	D	Version
G1/8	21KAIW10RVX	14	36	9	16	AISI 303
G1/8	21KAIW10EVX	14	36	9	16	AISI 316L
G1/4	21KAIW13RVX	17	38	9	16	AISI 303
G1/4	21KAIW13EVX	17	38	9	16	AISI 316L
G3/8	21KAIW17RVX	19	38	9	16	AISI 303
G3/8	21KAIW17EVX	19	38	9	16	AISI 316L



Single Shut-Off

21KATF Coupler with valve, Hose Barb

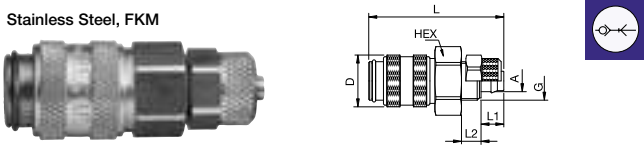
Stainless Steel, FKM



A		HEX	L	L1	D	Version
6	21KATF06RVX	14	46	17	16	AISI 303
6	21KATF06EVX	14	46	17	16	AISI 316L
8	21KATF08RVX	14	46	17	16	AISI 303
8	21KATF08EVX	14	46	17	16	AISI 316L
9	21KATF09RVX	14	46	17	16	AISI 303
9	21KATF09EVX	14	46	17	16	AISI 316L
10	21KATF10RVX	14	46	17	16	AISI 303
10	21KATF10EVX	14	46	17	16	AISI 316L

21KAKO Coupler with valve, with Plastic Hose Connection

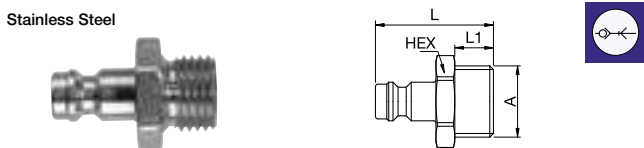
Stainless Steel, FKM



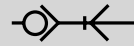
A		HEX	G	L	L1	L2	D	Version
4 x 6	21KAKO06RVX	14	M10x1	42	7	6	16	AISI 303
4 x 6	21KAKO06EVX	14	M10x1	42	7	6	16	AISI 316L
6 x 8	21KAKO08RVX	14	M12x1	42	7	6	16	AISI 303
6 x 8	21KAKO08EVX	14	M12x1	42	7	6	16	AISI 316L

21SAFW Plug without valve, Male Thread

Stainless Steel



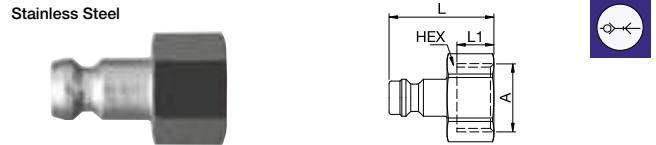
A		HEX	L	L1	Version
G1/8	21SAFW10RXX	14	25	7	AISI 303
G1/8	21SAFW10EXX	9087X21 10	14	25	AISI 316L
G1/4	21SAFW13RXX	17	28	9	AISI 303
G1/4	21SAFW13EXX	9087X21 13	17	28	AISI 316L
G3/8	21SAFW17RXX	19	28	9	AISI 303



Single Shut-Off

21SFIW Plug without valve, Female Thread

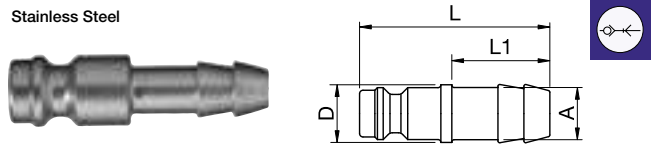
Stainless Steel



A		HEX	L	L1	Version
G1/8	21SFIW10RXX	14	25	8	AISI 303
G1/8	21SFIW10EXX	9086X21 10	14	25	AISI 316L
G1/4	21SFIW13RXX	17	25	9	AISI 303
G1/4	21SFIW13EXX	9086X21 13	17	25	AISI 316L
G3/8	21SFIW17RXX	19	26	9	AISI 303

21SFTF Plug without valve, Hose Barb

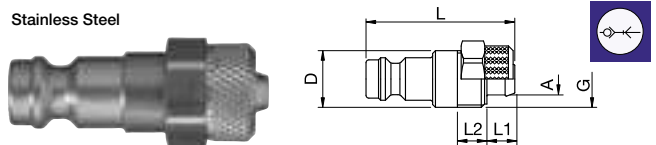
Stainless Steel



A		L	L1	D	Version
6	21SFTF06RXX	32	17	9	AISI 303
6	21SFTF06EXX	32	17	9	AISI 316L
8	21SFTF08RXX	32	17	9	AISI 303
8	21SFTF08EXX	32	17	9	AISI 316L
9	21SFTF09RXX	33	17	10	AISI 303
9	21SFTF09EXX	33	17	10	AISI 316L
10	21SFTF10RXX	33	17	12	AISI 303
10	21SFTF10EXX	33	17	12	AISI 316L

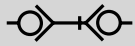
21SFKO Plug without valve, with Plastic Hose Connection

Stainless Steel



A		HEX	HEX1	G	L	L1	L2	D	Version
4 x 6	21SFKO06RXX	12	12	M10x1	32	7	6	10	AISI 303
4 x 6	21SFKO06EXX	12	12	M10x1	32	7	6	10	AISI 316L
6 x 8	21SFKO08RXX	14	14	M12x1	32	7	6	12	AISI 303
6 x 8	21SFKO08EXX	14	14	M12x1	32	7	6	12	AISI 316L

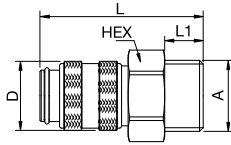
Series 21 - Stainless Steel



Double Shut-off

21KBAW Coupler with valve, Male Thread

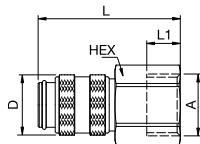
Stainless Steel, FKM



A			HEX	L	L1	D	Version
G1/8			14	36	7	16	AISI 303
G1/8			14	36	7	16	AISI 316L
G1/4			17	38	9	16	AISI 303
G1/4			17	38	9	16	AISI 316L
G3/8			19	38	9	16	AISI 303
G3/8			19	38	9	16	AISI 316L

21KBIW Coupler with valve, Female Thread

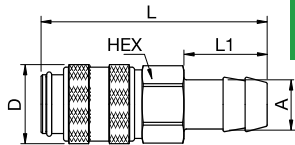
Stainless Steel, FKM



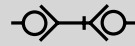
A			HEX	L	L1	D	Version
G1/8			14	36	9	16	AISI 303
G1/8			14	36	9	16	AISI 316L
G1/4			17	38	7	16	AISI 303
G1/4			17	38	7	16	AISI 316L
G3/8			19	38	9	16	AISI 303
G3/8			19	38	9	16	AISI 316L

21KBTf Coupler with valve, Hose Barb

Stainless Steel, FKM



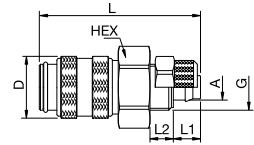
A			HEX	L	L1	D	Version
6			14	46	17	16	AISI 303
6			14	46	17	16	AISI 316L
8			14	46	17	16	AISI 303
8			14	46	17	16	AISI 316L
9			14	46	17	16	AISI 303
9			14	46	17	16	AISI 316L
10			14	46	17	16	AISI 303
10			14	46	17	16	AISI 316L



Double Shut-off

21KBK0 Coupler with valve, with Plastic Hose Connection

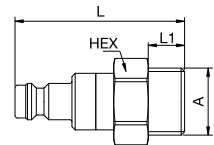
Stainless Steel, FKM



A			HEX	G	L	L1	L2	D	Version
4 x 6			14	M10x1	42	7	6	16	AISI 303
4 x 6			14	M10x1	42	7	6	16	AISI 316L
6 x 8			14	M12x1	42	7	6	16	AISI 303
6 x 8			14	M12x1	42	7	6	16	AISI 316L

21SBAW Plug with valve, Male Thread

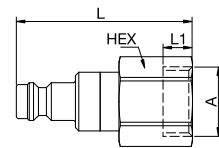
Stainless Steel, FKM



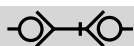
A			HEX	L	L1	Version
G1/8			14	40	7	AISI 303
G1/8			14	40	7	AISI 316L
G1/4			17	42	9	AISI 303
G1/4			17	42	9	AISI 316L
G3/8			19	42	9	AISI 303
G3/8			19	42	9	AISI 316L

21SBIW Plug with valve, Female Thread

Stainless Steel, FKM



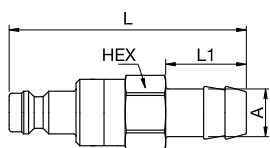
A			HEX	L	L1	Version
G1/8			14	40	9	AISI 303
G1/8			14	40	9	AISI 316L
G1/4			17	42	7	AISI 303
G1/4			17	42	7	AISI 316L
G3/8			19	42	9	AISI 303
G3/8			19	42	9	AISI 316L




Double Shut-off

21SBTF Plug with valve, Hose Barb

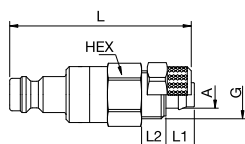
Stainless Steel, FKM




A		HEX	L	L1	Version
6	 21SBTF06RVX	14	50	17	AISI 303
6	21SBTF06EVX	14	50	17	AISI 316L
8	21SBTF08RVX	14	50	17	AISI 303
8	21SBTF08EVX	14	50	17	AISI 316L
9	21SBTF09RVX	14	50	17	AISI 303
9	21SBTF09EVX	14	50	17	AISI 316L
10	21SBTF10RVX	14	50	17	AISI 303
10	21SBTF10EVX	14	50	17	AISI 316L

21SBKO Plug with valve, with Plastic Hose Connection

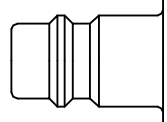
Stainless Steel, FKM



A		HEX	G	L	L1	L2	Version
4 x 6	 21SBKO06RVX	14	M10x1	46	7	6	AISI 303
4 x 6	21SBKO06EVX	14	M10x1	46	7	6	AISI 316L
6 x 8	21SBKO08RVX	14	M12x1	46	7	6	AISI 303
6 x 8	21SBKO08EVX	14	M12x1	46	7	6	AISI 316L



Universal industrial coupling with standard European profile for use with gaseous, liquid and aggressive media. Coupling system with single-hand operation. High Flow valve for optimum flow and low pressure drop. The series stands out for its robust design and long service life even with the harshest use. The collar design minimises damage to the valve body.



Euro Profile

- Available on request:
 - with additional end connections
 - other seals for different temperature ranges and fluids

Dust Protections (P. 357)
for Coupling Part.-No. SK23S
for Plug Part.-No. SK12S

KA Single Shut-Off

Working Pressure*:
up to 35 bar

Material:

- Coupling: AISI 303 / AISI 316 L
- Plug: AISI 303 / AISI 316 L
- Seals: FKM

Working Temperature:
-15°C up to +200°C (FKM)

Flow Rate Air:
1.800 l/min.
inlet pressure 6 bar, pressure drop 0.5 bar

Flow Rate Water:
28 l/min.
pressure drop 0.5 bar

KB Double Shut-Off

Working Pressure*:
up to 35 bar

Material:

- Coupling: AISI 303 / AISI 316 L
- Plug: AISI 303 / AISI 316 L
- Seals: FKM

Working Temperature:
-15°C up to +200°C (FKM)

Flow Rate Air:
710 l/min.
inlet pressure 6 bar, pressure drop 0.5 bar

Flow Rate Water:
7.1 l/min.
pressure drop 0.5 bar

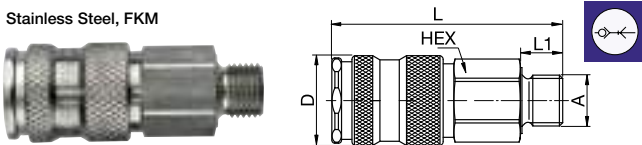
* maximum static working pressure with design factor 4 to 1.

Single Shut-Off

Single Shut-Off

25KA AW Coupler with valve, Male Thread

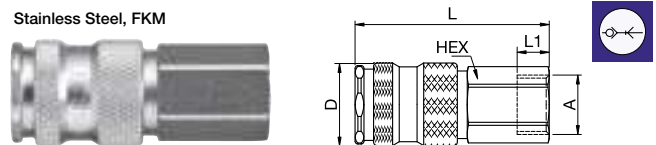
Stainless Steel, FKM



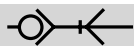
A	Version	HEX	L	L1	D	Version
G1/4	25KA AW13RVX	19	60	10.5	23	AISI 303
G1/4	25KA AW13EVX	19	60	10.5	23	AISI 316L
G3/8	25KA AW17RVX	19	58	9	23	AISI 303
G3/8	25KA AW17EVX	19	58	9	23	AISI 316L
G1/2	25KA AW21RVX	24	61	12	23	AISI 303
G1/2	25KA AW21EVX	24	61	12	23	AISI 316L

25KA IW Coupler with valve, Female Thread

Stainless Steel, FKM



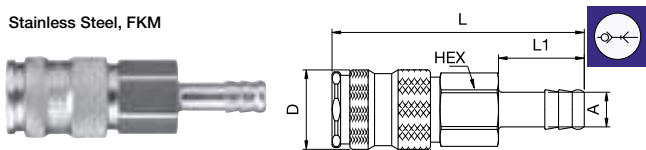
A	Version	HEX	L	L1	D	Version
G1/4	25KA IW13RVX	19	56	10	23	AISI 303
G1/4	25KA IW13EVX	19	56	10	23	AISI 316L
G3/8	25KA IW17RVX	19	55	9	23	AISI 303
G3/8	25KA IW17EVX	19	55	9	23	AISI 316L
G1/2	25KA IW21RVX	24	58	12	23	AISI 303
G1/2	25KA IW21EVX	24	58	12	23	AISI 316L



Single Shut-Off

25KATF Coupler with valve, Hose Barb

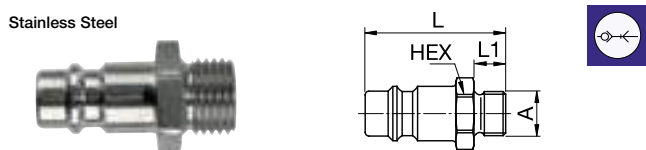
Stainless Steel, FKM



A		HEX	L	L1	D	Version
6	25KATF06RVX	19	74	25	23	AISI 303
6	25KATF06EVX	19	74	25	23	AISI 316L
8	25KATF08RVX	19	74	25	23	AISI 303
8	25KATF08EVX	19	74	25	23	AISI 316L
9	25KATF09RVX	19	74	25	23	AISI 303
9	25KATF09EVX	19	74	25	23	AISI 316L
10	25KATF10RVX	19	74	25	23	AISI 303
10	25KATF10EVX	19	74	25	23	AISI 316L
13	25KATF13RVX	19	74	25	23	AISI 303
13	25KATF13EVX	19	74	25	23	AISI 316L

25SFAW Plug without valve, Male Thread

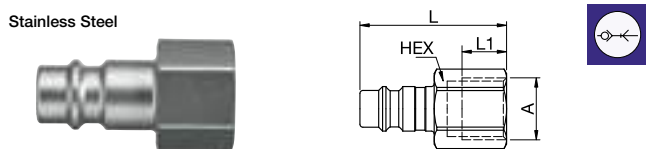
Stainless Steel



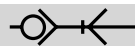
A		HEX	L	L1	Version
G1/8	25SFAW10RXX	14	31	7	AISI 303
G1/4	25SFAW13RXX	17	33	9	AISI 303
G1/4	25SFAW13EXX	17	33	9	AISI 316L
G3/8	25SFAW17RXX	19	33	9	AISI 303
G3/8	25SFAW17EXX	19	33	9	AISI 316L
G1/2	25SFAW21RXX	24	38	12	AISI 303
G1/2	25SFAW21EXX	9087X25 21	24	38	AISI 316L

25SFIW Plug without valve, Female Thread

Stainless Steel



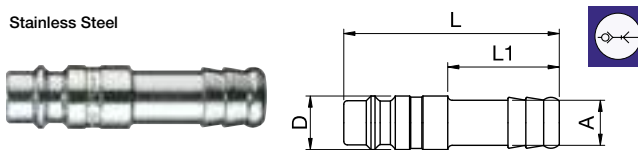
A		HEX	L	L1	Version
G1/8	25SFIW10RXX	14	30	7	AISI 303
G1/4	25SFIW13RXX	17	33	10	AISI 303
G1/4	25SFIW13EXX	9086X25 13	17	33	AISI 316L
G3/8	25SFIW17RXX	19	33	10	AISI 303
G3/8	25SFIW17EXX	9086X25 17	19	33	AISI 316L
G1/2	25SFIW21RXX	24	35	12	AISI 303
G1/2	25SFIW21EXX	24	35	12	AISI 316L



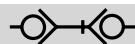
Single Shut-Off

25SFTF Plug without valve, Hose Barb

Stainless Steel



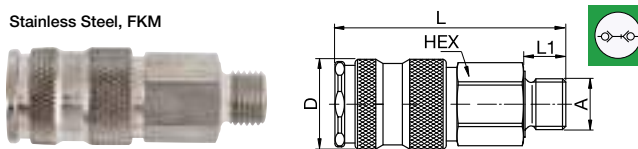
A		L	L1	D	Version
6	25SFTF06RXX	48	25	12	AISI 303
6	25SFTF06EXX	48	25	12	AISI 316L
8	25SFTF08RXX	48	25	12	AISI 303
8	25SFTF08EXX	48	25	12	AISI 316L
9	25SFTF09RXX	48	25	12	AISI 303
9	25SFTF09EXX	48	25	12	AISI 316L
10	25SFTF10RXX	48	25	12	AISI 303
10	25SFTF10EXX	48	25	12	AISI 316L
13	25SFTF13RXX	48	25	15	AISI 303
13	25SFTF13EXX	48	25	15	AISI 316L



Double Shut-off

25KBAW Coupler with valve, Male Thread

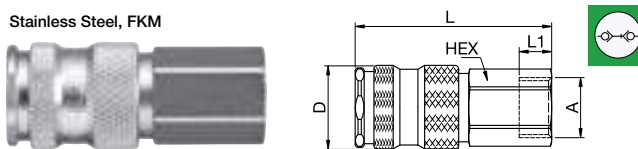
Stainless Steel, FKM



A		HEX	L	L1	D	Version
G1/4	25KBAW13RVX	19	60	10.5	23	AISI 303
G1/4	25KBAW13EVX	9201X25 13	19	60	10.5	AISI 316L
G3/8	25KBAW17RVX	19	58	9	23	AISI 303
G3/8	25KBAW17EVX	9201X25 17	19	58	9	AISI 316L
G1/2	25KBAW21RVX	24	61	12	23	AISI 303
G1/2	25KBAW21EVX	9201X25 21	24	61	12	AISI 316L

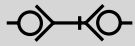
25KBIW Coupler with valve, Female Thread

Stainless Steel, FKM



A		HEX	L	L1	D	Version
G1/4	25KBIW13RVX	19	56	10	23	AISI 303
G1/4	25KBIW13EVX	9214X25 13	19	56	10	AISI 316L
G3/8	25KBIW17RVX	19	55	9	23	AISI 303
G3/8	25KBIW17EVX	9214X25 17	19	55	9	AISI 316L
G1/2	25KBIW21RVX	24	58	12	23	AISI 303
G1/2	25KBIW21EVX	9214X25 21	24	58	12	AISI 316L

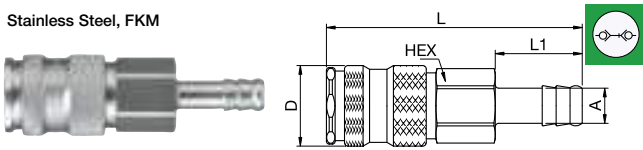
Series 25 - Stainless Steel



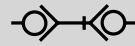
Double Shut-off

25KBT Coupler with valve, Hose Barb

Stainless Steel, FKM



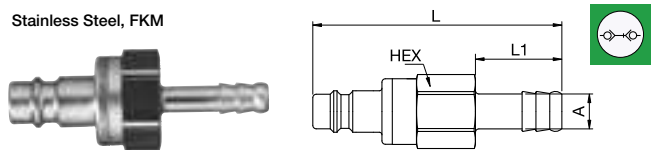
A		HEX	L	L1	D	Version
6	25KBTf06RVX	19	74	25	23	AISI 303
6	25KBTf06EVX	19	74	25	23	AISI 316L
8	25KBTf08RVX	19	74	25	23	AISI 303
8	25KBTf08EVX	19	74	25	23	AISI 316L
9	25KBTf09RVX	19	74	25	23	AISI 303
9	25KBTf09EVX	19	74	25	23	AISI 316L
10	25KBTf10RVX	19	74	25	23	AISI 303
10	25KBTf10EVX	19	74	25	23	AISI 316L
13	25KBTf13RVX	19	74	25	23	AISI 303
13	25KBTf13EVX	19	74	25	23	AISI 316L



Double Shut-off

25SBTF Plug with valve, Hose Barb

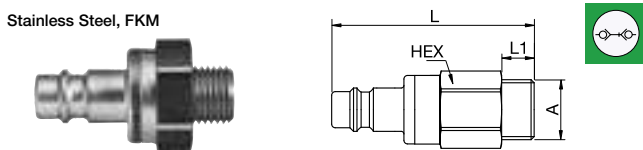
Stainless Steel, FKM



A		HEX	L	L1	Version
6	25SBTF06RVX	19	72	25	AISI 303
6	25SBTF06EVX	19	72	25	AISI 316L
8	25SBTF08RVX	19	72	25	AISI 303
8	25SBTF08EVX	19	72	25	AISI 316L
9	25SBTF09RVX	19	72	25	AISI 303
9	25SBTF09EVX	19	72	25	AISI 316L
10	25SBTF10RVX	19	72	25	AISI 303
10	25SBTF10EVX	19	72	25	AISI 316L
13	25SBTF13RVX	19	72	25	AISI 303
13	25SBTF13EVX	19	72	25	AISI 316L

25SBAW Plug with valve, Male Thread

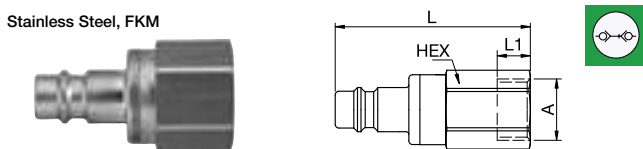
Stainless Steel, FKM



A		HEX	L	L1	Version	
G1/4	25SBAW13RVX	19	58	10.5	AISI 303	
G1/4	25SBAW13EVX	9287X25 13	19	58	10.5	AISI 316L
G3/8	25SBAW17RVX	19	56	9	AISI 303	
G3/8	25SBAW17EVX	9287X25 17	19	56	9	AISI 316L
G1/2	25SBAW21RVX	24	59	12	AISI 303	
G1/2	25SBAW21EVX	9287X25 21	24	59	12	AISI 316L

25SBIW Plug with valve, Female Thread

Stainless Steel, FKM

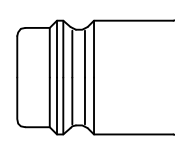


A		HEX	L	L1	Version	
G1/4	25SBIW13RVX	19	54	10	AISI 303	
G1/4	25SBIW13EVX	9286X25 13	19	54	10	AISI 316L
G3/8	25SBIW17RVX	19	53	9	AISI 303	
G3/8	25SBIW17EVX	9286X25 17	19	53	9	AISI 316L
G1/2	25SBIW21RVX	24	56	12	AISI 303	
G1/2	25SBIW21EVX	24	56	12	AISI 316L	



1/2" Universal industrial coupling with standard European profile for use with large pneumatic consumers. Coupling system with single-hand operation. High Flow valve for optimum flow and low pressure drop. The series stands out for its robust design, extremely high flow and long service life even with the harshest use. The collar design minimises damage to the valve body.

- Available on request:
 - with additional end connections
 - other seals for different temperature ranges and fluids



Euro Profile

Dust Protections (P. 357)
for Coupling Part.-No. SK27S

KA Single Shut-Off

Working Pressure*:
up to 35 bar

Material:

- Coupling: AISI 303 / AISI 316 L
- Plug: AISI 303 / AISI 316 L
- Seals: FKM

Working Temperature:
-15°C up to +200°C (FKM)

Flow Rate Air:
2.400 l/min.
inlet pressure 6 bar, pressure drop 0.5 bar

Flow Rate Water:
31 l/min.
pressure drop 0.5 bar

KB Double Shut-Off

Working Pressure*:
up to 35 bar

Material:

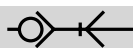
- Coupling: AISI 303 / AISI 316 L
- Plug: AISI 303 / AISI 316 L
- Seals: FKM

Working Temperature:
-15°C up to +200°C (FKM)

Flow Rate Air:
950 l/min.
inlet pressure 6 bar, pressure drop 0.5 bar

Flow Rate Water:
14 l/min.
pressure drop 0.5 bar

* maximum static working pressure with design factor 4 to 1.



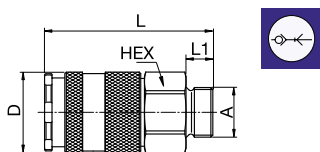
Single Shut-Off



Single Shut-Off

27KAAW Coupler with valve, Male Thread

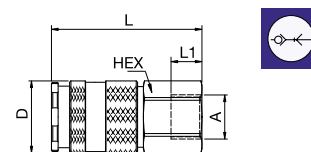
Stainless Steel, FKM



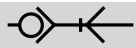
A	Version	HEX	L	L1	D	Version
G3/8	27KAAW17RVX	24	58	9	27	AISI 303
G3/8	27KAAW17EVX	24	58	9	27	AISI 316L
G1/2	27KAAW21RVX	24	60	12	27	AISI 303
G1/2	27KAAW21EVX	24	60	12	27	AISI 316L
G3/4	27KAAW26RVX	32	61	16	27	AISI 303
G3/4	27KAAW26EVX	32	61	16	27	AISI 316L

27KAIW Coupler with valve, Female Thread

Stainless Steel, FKM



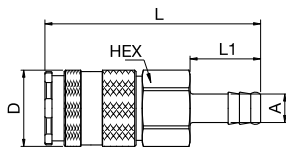
A	Version	HEX	L	L1	D	Version
G3/8	27KAIW17RVX	24	56	11	27	AISI 303
G3/8	27KAIW17EVX	24	56	11	27	AISI 316L
G1/2	27KAIW21RVX	24	56	12	27	AISI 303
G1/2	27KAIW21EVX	24	56	12	27	AISI 316L
G3/4	27KAIW26RVX	32	60	16	27	AISI 303
G3/4	27KAIW26EVX	32	60	16	27	AISI 316L



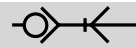
Single Shut-Off

27KATF Coupler with valve, Hose Barb

Stainless Steel, FKM



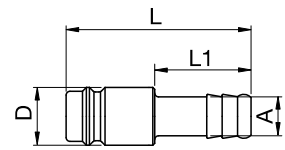
A	HEX	L	L1	D	Version	
9	27KATF09RVX	24	76	25	27	AISI 303
9	27KATF09EVX	24	76	25	27	AISI 316L
13	27KATF13RVX	24	76	25	27	AISI 303
13	27KATF13EVX	24	76	25	27	AISI 316L



Single Shut-Off

27SFTF Plug without valve, Hose Barb

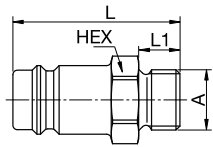
Stainless Steel



A	L	L1	D	Version	
9	27SFTF09RXX	48	25	15	AISI 303
9	27SFTF09EXX	48	25	15	AISI 316L
13	27SFTF13RXX	48	25	15	AISI 303
13	27SFTF13EXX	48	25	15	AISI 316L

27SFAW Plug without valve, Male Thread

Stainless Steel



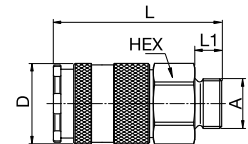
A	HEX	L	L1	Version		
G1/4	27SFAW13RXX	17	36.5	9	AISI 303	
G1/4	27SFAW13EXX	17	36.5	9	AISI 316L	
G3/8	27SFAW17RXX	19	36.5	9	AISI 303	
G3/8	27SFAW17EXX	19	36.5	9	AISI 316L	
G1/2	27SFAW21RXX	24	40	12	AISI 303	
G1/2	27SFAW21EXX	9087X27 21	24	40	12	AISI 316L
G3/4	27SFAW26RXX	32	45	16	AISI 303	
G3/4	27SFAW26EXX	9087X27 27	32	45	16	AISI 316L



Double Shut-off

27KBAW Coupler with valve, Male Thread

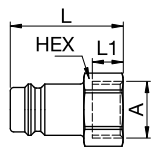
Stainless Steel, FKM



A	HEX	L	L1	D	Version		
G3/8	27KBAW17RVX	24	58	9	27	AISI 303	
G3/8	27KBAW17EVX	9201X27 17	24	58	9	27	AISI 316L
G1/2	27KBAW21RVX	24	60	12	27	AISI 303	
G1/2	27KBAW21EVX	9201X27 21	24	60	12	27	AISI 316L
G3/4	27KBAW26RVX	32	61	16	27	AISI 303	
G3/4	27KBAW26EVX	9201X27 27	32	61	16	27	AISI 316L

27SFIW Plug without valve, Female Thread

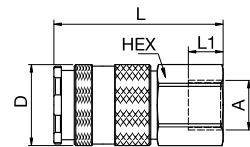
Stainless Steel



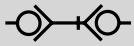
A	HEX	L	L1	Version		
G3/8	27SFIW17RXX	19	33	9	AISI 303	
G3/8	27SFIW17EXX	9086X27 17	19	33	9	AISI 316L
G1/2	27SFIW21RXX	24	37	12	AISI 303	
G1/2	27SFIW21EXX	24	37	12	AISI 316L	
G3/4	27SFIW26RXX	32	42	16	AISI 303	
G3/4	27SFIW26EXX	32	42	16	AISI 316L	

27KBIW Coupler with valve, Female Thread

Stainless Steel, FKM



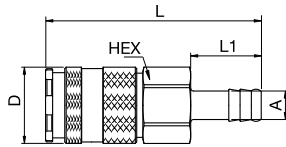
A	HEX	L	L1	D	Version		
G3/8	27KBIW17RVX	24	56	11	27	AISI 303	
G3/8	27KBIW17EVX	9214X27 17	24	56	11	27	AISI 316L
G1/2	27KBIW21RVX	24	56	12	27	AISI 303	
G1/2	27KBIW21EVX	9214X27 21	24	56	12	27	AISI 316L
G3/4	27KBIW26RVX	32	56	16	27	AISI 303	
G3/4	27KBIW26EVX	9214X27 27	32	56	16	27	AISI 316L



Double Shut-off

27KBTF Coupler with valve, Hose Barb

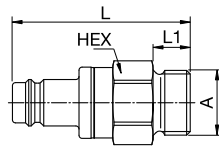
Stainless Steel, FKM



A	HEX	L	L1	D	Version
9	27KBTFO9RVX	24	76	25	AISI 303
9	27KBTFO9EVX	24	76	25	AISI 316L
13	27KBTF13RVX	24	76	25	AISI 303
13	27KBTF13EVX	24	76	25	AISI 316L

27SBAW Plug with valve, Male Thread

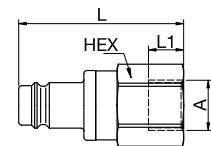
Stainless Steel, FKM



A	HEX	L	L1	Version
G3/8	27SBAW17RVX	24	56	AISI 303
G3/8	27SBAW17EVX	9287X27 17	24	AISI 316L
G1/2	27SBAW21RVX	24	58	AISI 303
G1/2	27SBAW21EVX	9287X27 21	24	AISI 316L
G3/4	27SBAW26RVX	32	58	AISI 303
G3/4	27SBAW26EVX	9287X27 27	32	AISI 316L

27SBIW Plug with valve, Female Thread

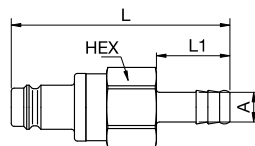
Stainless Steel, FKM



A	HEX	L	L1	Version
G3/8	27SBIW17RVX	24	55	AISI 303
G3/8	27SBIW17EVX	9286X27 17	24	AISI 316L
G1/2	27SBIW21RVX	24	55	AISI 303
G1/2	27SBIW21EVX	9286X27 21	24	AISI 316L
G3/4	27SBIW26RVX	32	58	AISI 303
G3/4	27SBIW26EVX	32	58	AISI 316L

27SBTF Plug with valve, Hose Barb

Stainless Steel, FKM



A	HEX	L	L1	Version
9	27SBTF09RVX	24	75	AISI 303
9	27SBTF09EVX	24	75	AISI 316L
13	27SBTF13RVX	24	75	AISI 303
13	27SBTF13EVX	24	75	AISI 316L



Coupling series in sizes 1/8" to 1" with plug profile compliant with ISO 7241-1 series B. Particularly suited to use with liquid media. Coupling system with two-hand operation, i.e. both hands are required when coupling/uncoupling. The coupling series stands out for its high flow rates against a low pressure drop.

- Available on request:
 - other seals for different temperature ranges and fluids



Working Pressure*:
see table

Material:

- Coupling: AISI 303 / AISI 316 L
- Plug: AISI 303 / AISI 316 L
- Seals: FKM

Working Temperature:

-15°C up to +200°C (FKM)

Flow Rate Water:

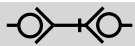
- Series 71: 6 l/min.
- Series 72: 9 l/min.
- Series 73: 17 l/min.
- Series 74: 33 l/min.
- Series 75: 79 l/min.
- Series 76: 117 l/min.

pressure drop 0.5 bar

* maximum static working pressure with design factor 4 to 1.



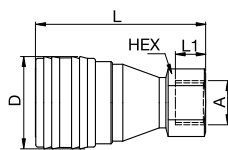
ISO 7241-1 B Profile



Double Shut-off

70KBIW Coupler with valve, Female Thread

Stainless Steel, FKM



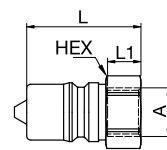
Size	A	Part No.	HEX	L	L1	D	Version	max. Working Pressure
1/8"	G1/8	71KBIW10RVX	14	48.5	7	25	AISI 303	250
1/4"	G1/4	72KBIW13RVX	19	57.5	10	29	AISI 303	250
1/4"	G1/4	72KBIW13EVX	19	57.5	10	29	AISI 316L	250
3/8"	G3/8	73KBIW17RVX	22	64	11.5	35	AISI 303	250
3/8"	G3/8	73KBIW17EVX	22	64	11.5	35	AISI 316L	250
1/2"	G1/2	74KBIW21RVX	27	76	16	44.5	AISI 303	250
1/2"	G1/2	74KBIW21EVX	27	76	16	44.5	AISI 316L	250
3/4"	G3/4	75KBIW26RVX	34	96	24	55	AISI 303	160
3/4"	G3/4	75KBIW26EVX	34	96	24	55	AISI 316L	160
1"	G1	76KBIW33RVX	41	105.5	24	62	AISI 303	100
1"	G1	76KBIW33EVX	41	105.5	24	62	AISI 316L	100



Double Shut-off

70SBIW Plug with valve, Female Thread

Stainless Steel, FKM



Size	A	Part No.	HEX	L	L1	Version	max. Working Pressure
1/8"	G1/8	71SBIW10RVX	14	29.5	7	AISI 303	250
1/4"	G1/4	72SBIW13RVX	19	35	10	AISI 303	250
1/4"	G1/4	72SBIW13EVX	19	35	10	AISI 316L	250
3/8"	G3/8	73SBIW17RVX	22	39	11.5	AISI 303	250
3/8"	G3/8	73SBIW17EVX	22	39	11.5	AISI 316L	250
1/2"	G1/2	74SBIW21RVX	27	48	16	AISI 303	250
1/2"	G1/2	74SBIW21EVX	27	48	16	AISI 316L	250
3/4"	G3/4	75SBIW26RVX	36	60	24	AISI 303	160
3/4"	G3/4	75SBIW26EVX	36	60	24	AISI 316L	160
1"	G1	76SBIW33RVX	41	65	24	AISI 303	100
1"	G1	76SBIW33EVX	41	65	24	AISI 316L	100